

FUSE & RELAY INFORMATIONS E4/B53075

FUSE & RELAY INFORMATIONS (1)

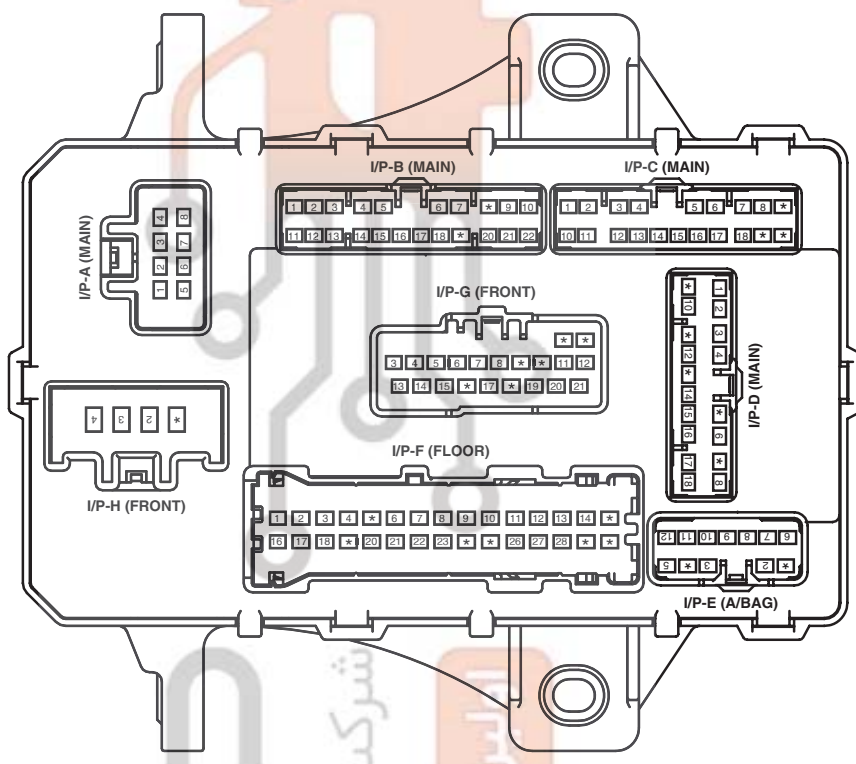
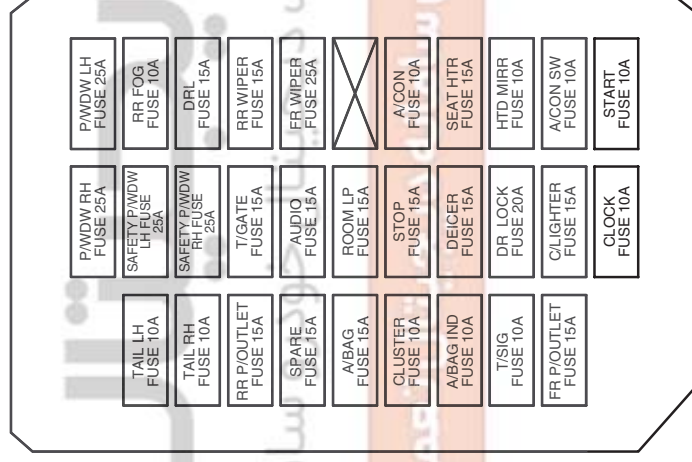
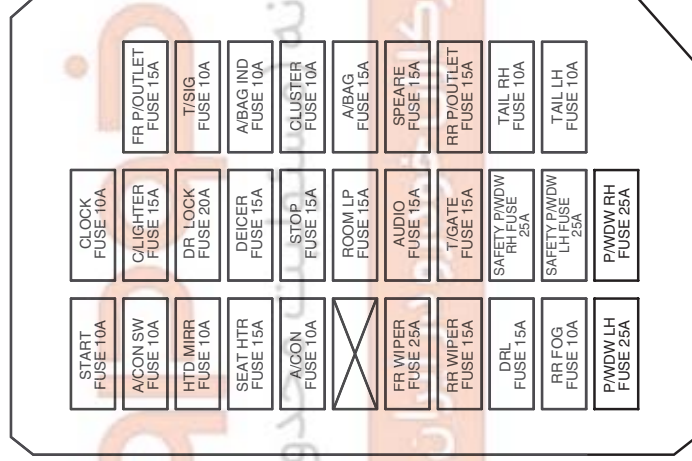
SD100-1

I/P JUNCTION BOX

< LHD >

< RHD >

< REAR >



※ USE THE DESIGNATED FUSE ONLY

FUSE & RELAY INFORMATIONS

FUSE & RELAY INFORMATIONS (2)

SD100-2

CIRCUIT

FUSE	(A)	Circuit Protected
START	10A	Ignition Lock Switch, ICM Relay Box (Burglar Alarm Relay), Start Relay
A/CON SW	10A	A/C Control Module
HTD MIRR	10A	A/C Control Module, ECM (G4FC), PCM (G4FC), Power Outside Mirror & Mirror Folding Motor, Passenger Air Bag SBR
SEAT HTR	15A	Front Seat Heater Switch LH/RH, Front Seat Heater Control Module LH/RH
A/CON	10A	A/C Control Module, BCM, Incar Temperature Sensor, Fusible Link Box (D4FB/D4EA), Rain Sensor, Blower Relay, Stop Lamp Failure Module, Sunroof Control Module, Electro Chromic Mirror, ICM Relay Box (Rain Sensor Relay)
FR WIPER	25A	Multifunction Switch, Front Wiper Relay ,Front Wiper Motor
RR WIPER	15A	Multifunction Switch, Rear Wiper Control Module, Rear Wiper Motor
DRL	15A	BCM
RR FOG	10A	ICM Relay Box (Rear Fog Lamp Relay)
P/PWDW LH	25A	Power Window Main Switch, Rear Power Window Switch LH
CLOCK	10A	Audio, ATM Key Lock Control Module, Power Outside Mirror & Mirror Folding Switch, Digital Clock, Navigation Unit
C/LIGHTER	15A	Cigarette Lighter
DR LOCK	20A	Sunroof Control Module, ICM Relay Box (Door Unlock/Lock Relay, Dead Lock Relay)
DEICER	15A	ICM Relay Box (Front Deicer Relay)
STOP	15A	ATM Shift Lever Switch, Stop Lamp Switch, Key Solenoid, Stop Lamp Failure Module
POWER CONNECTOR	15A	Luggage Lamp, Data Link Connector, Instrument Cluster, Room Lamp, Vanity Lamp Switch LH/RH, A/C Control Module, BCM, Ignition Key ILL. & Door Warning Switch, Sunroof Switch, Tire Pressure Monitoring Module, Map Lamp, Rear Parking Assist Buzzer, Power Outside Mirror & Mirror Folding Switch, Digital Clock
AUDIO	15A	Audio, Navigation Unit
T/GATE	15A	Tail Gate Actuator, BCM, Tail Gate Relay
SAFETY P/PWDW RH	25A	Rear Safety Power Window Module RH, AMP, Passenger Safety Power Window Module
SAFETY P/PWDW LH	25A	Rear Safety Power Window Module LH, Driver Safety Power Window Module
P/PWDW RH	25A	Power Window Main Switch, Rear Power Window Switch RH, Passenger Power Window Switch
FR P/OUTLET	15A	Front Power Outlet
T/SIG	10A	Hazard Switch
A/BAG IND	10A	Instrument Cluster, A/C Control Module, Passenger Air Bag SBR
CLUSTER	10A	Instrument Cluster, EPS Control Module, ESP Switch, BCM, ATM Key Lock Control Module, Pre-Excitation Resistor, Front Seat Heater Control Module LH/RH, Rear SBR Control Module, Tire Pressure Monitoring Module
A/BAG	15A	SRS Control Module, PAD Switch, A/C Control Module
RR P/OUTLET	15A	Rear Power Outlet, E/R Junction Box (Head Lamp Lo/Hi Relay)
TAIL RH	10A	Rear Combination Lamp RH, Glove Box Lamp, Head Lamp RH, Shunt Connector (W/O DRL), Front Fog Lamp Relay, License Lamp, Rheostat Relay (With DRL)
TAIL LH	10A	Head Lamp LH, License Lamp, Rear Combination Lamp LH

❖ USE THE DESIGNATED FUSE ONLY