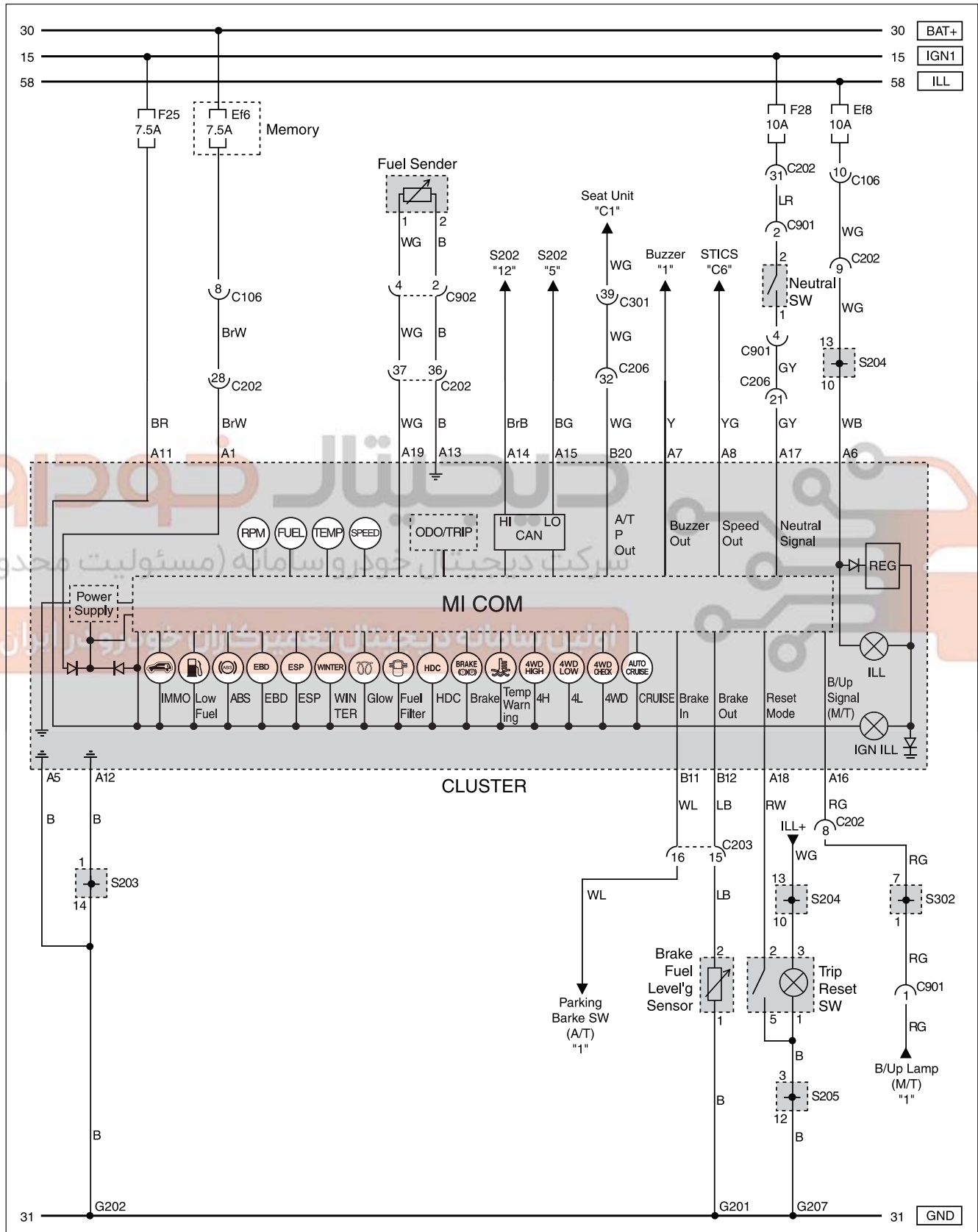




11. CLUSTER 8010

1) GAUGE (SPEED, RPM, FUEL, TEMP), WARNING LAMP (FUEL, FUEL FILTER, ABS/ESP, BRAKE, HDC, 4WD)



A. CONNECTOR INFORMATION

Connector Number (Pin Number, Color)	Connecting Wiring Harness	Connector Position	Remark
C102 (4Pin, White)	W/H Floor - Eng Room Fuse & Relay Box	Eng Room Fuse & Relay Box	
C106 (20Pin, White)	W/H Floor - Eng Room Fuse & Relay Box	Eng Room Fuse & Relay Box	
C202 (39Pin, Black)	W/H Main - W/H Floor	Driver Cowl Side C/Holder	
C203 (18Pin, White)	W/H Main - W/H Floor	Driver Cowl Side C/Holder	
C206 (39Pin, Black)	W/H Main - W/H Floor	Upper the Driver Legroom	C/Holder
C301 (4Pin, White)	W/H Floor - W/H Driver Seat	Under the Driver Seat	W/O Memory
C901 (4Pin, Black)	W/H Floor - W/H T/M	Upper the T/M	M/T
C902 (4Pin, Black)	W/H Floor - W/H Fuel Sender	Upper the T/M	
G201	W/H Floor	Under the Driver Cowl Side PNL	Under C/Holder
G202	W/H Main	Under the Driver "A" Pillar	
G207	W/H Main	Inner the Passenger Cowl Side PNL	
S202 (14Pin, Black)	W/H Main	RH Protector of the Driver Legroom	CAN
S203 (14Pin, Black)	W/H Main	RH Protector of the Driver Legroom	GND
S204 (14Pin, Black)	W/H Main	RH Protector of the Driver Legroom	ILL
S205 (14Pin, Black)	W/H Main	Upper the PTC Protector	GND
S302 (14Pin, Black)	W/H Main	Beside RR LH Seat W/H Protector	

01

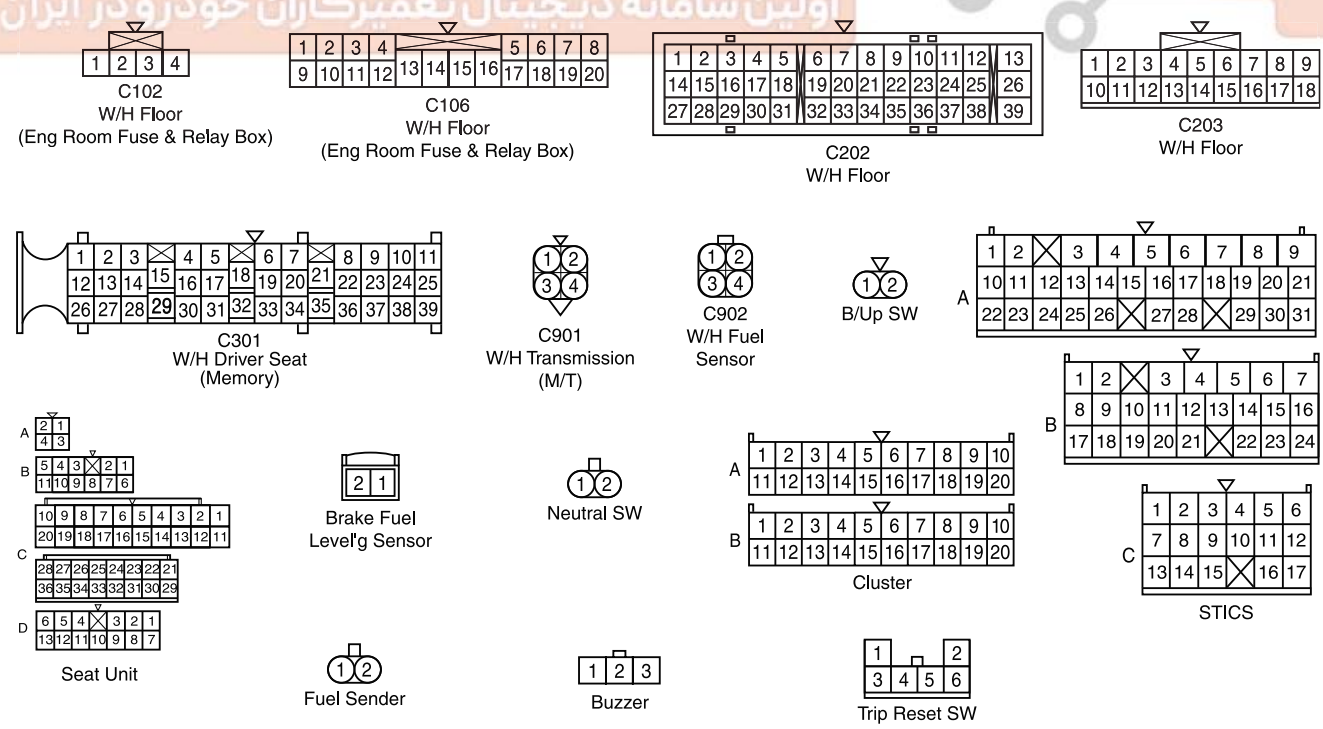
02

03

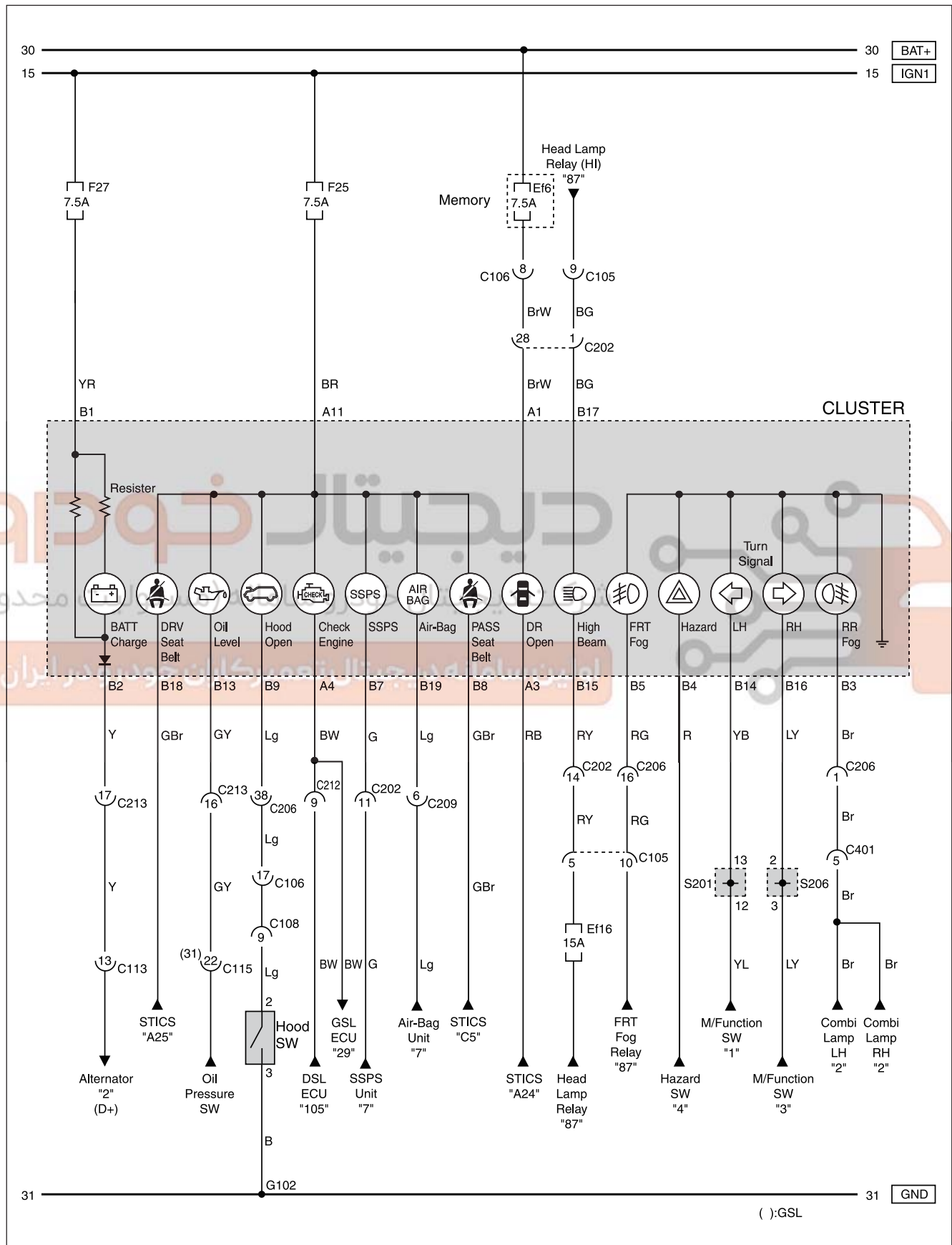
04

05

B. CONNECTOR IDENTIFICATION SYMBOL & PIN NUMBER POSITION



2) WARNING LAMP (BATT CHARGE, OIL, HOOD, DOOR, ENG CHECK, AIR BAG, SSPS, SEAT BELT), TURN SIGNAL, FOG LAMP, HAZARD



A. CONNECTOR INFORMATION

Connector Number (Pin Number, Color)	Connecting Wiring Harness	Connector Position	Remark
C105 (10Pin, White)	W/H Floor - Eng Room Fuse & Relay Box	Eng Room Fuse & Relay Box	
C106 (20Pin, White)	W/H Floor - Eng Room Fuse & Relay Box	Eng Room Fuse & Relay Box	
C108 (18Pin, White)	W/H Eng - Eng Room Fuse & Relay Box	Eng Room Fuse & Relay Box	
C113 (16Pin, Black)	W/H Eng - W/H Floor	Inside RH Fender PNL	
C115 (42Pin, Black)	W/H Floor - W/H Eng Control	Right Eng Room Dash PNL	
C202 (39Pin, Black)	W/H Main - W/H Floor	Driver Cowl Side C/Holder	
C206 (39Pin, Black)	W/H Main - W/H Floor	Upper the Driver Legroom	C/Holder
C209 (6Pin, White)	W/H Main - W/H A/Bag	Upper the Driver Legroom	A/Bag
C212 (20Pin, L/Green)	W/H Main - W/H Floor	Passenger Cowl Side C/Holder	
C213 (20Pin, Red)	W/H Main - W/H Floor	Passenger Cowl Side C/Holder	
G102	W/H Eng Room	Behind LH Head Lamp	
S201 (14Pin, Black)	W/H Main	RH Protector of the Driver Legroom	
S206 (14Pin, Black)	W/H Main	Upper the PTC Protector	IGN1, T/Signal

B. CONNECTOR IDENTIFICATION SYMBOL & PIN NUMBER POSITION

