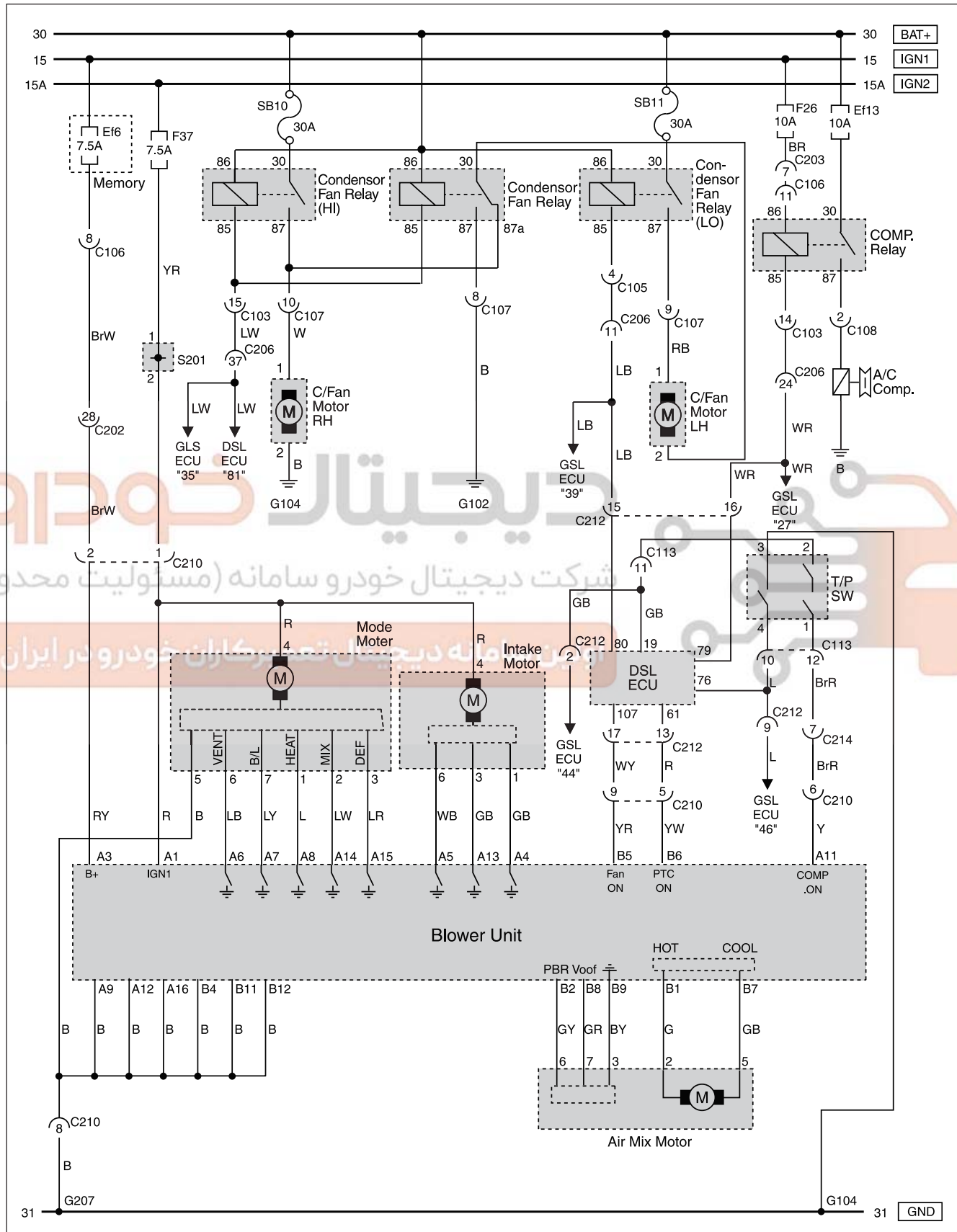




### 38. AIR-CON (MANUAL) CIRCUIT 6810

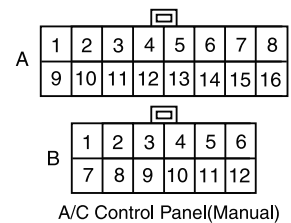
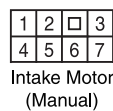
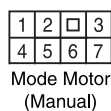
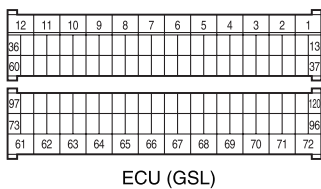

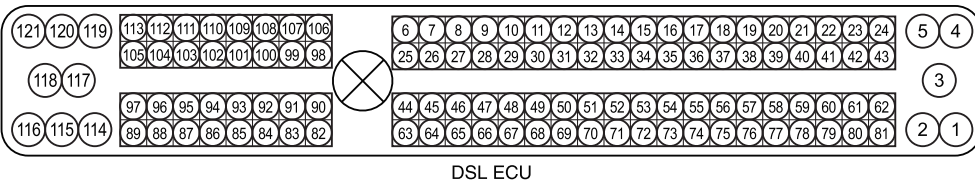
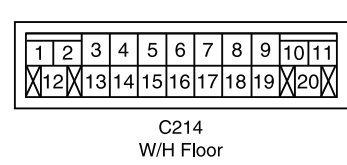
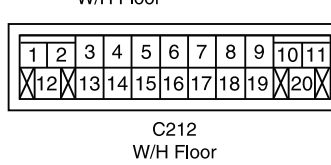
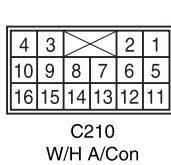
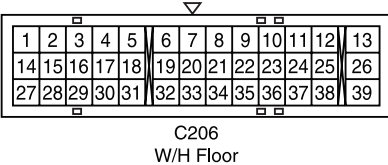
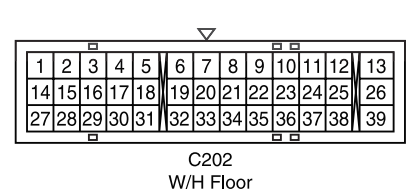
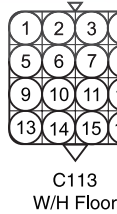
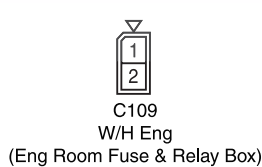
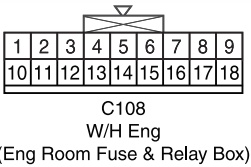
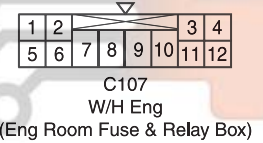
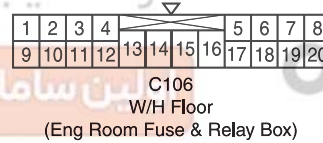
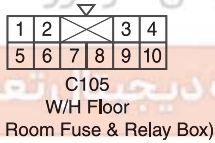
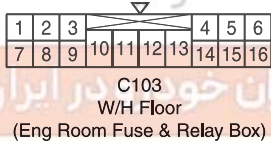
#### 1) COMPRESSOR, MOTOR (MODE, INTAKE, AIR MIX)



**A. CONNECTOR INFORMATION**

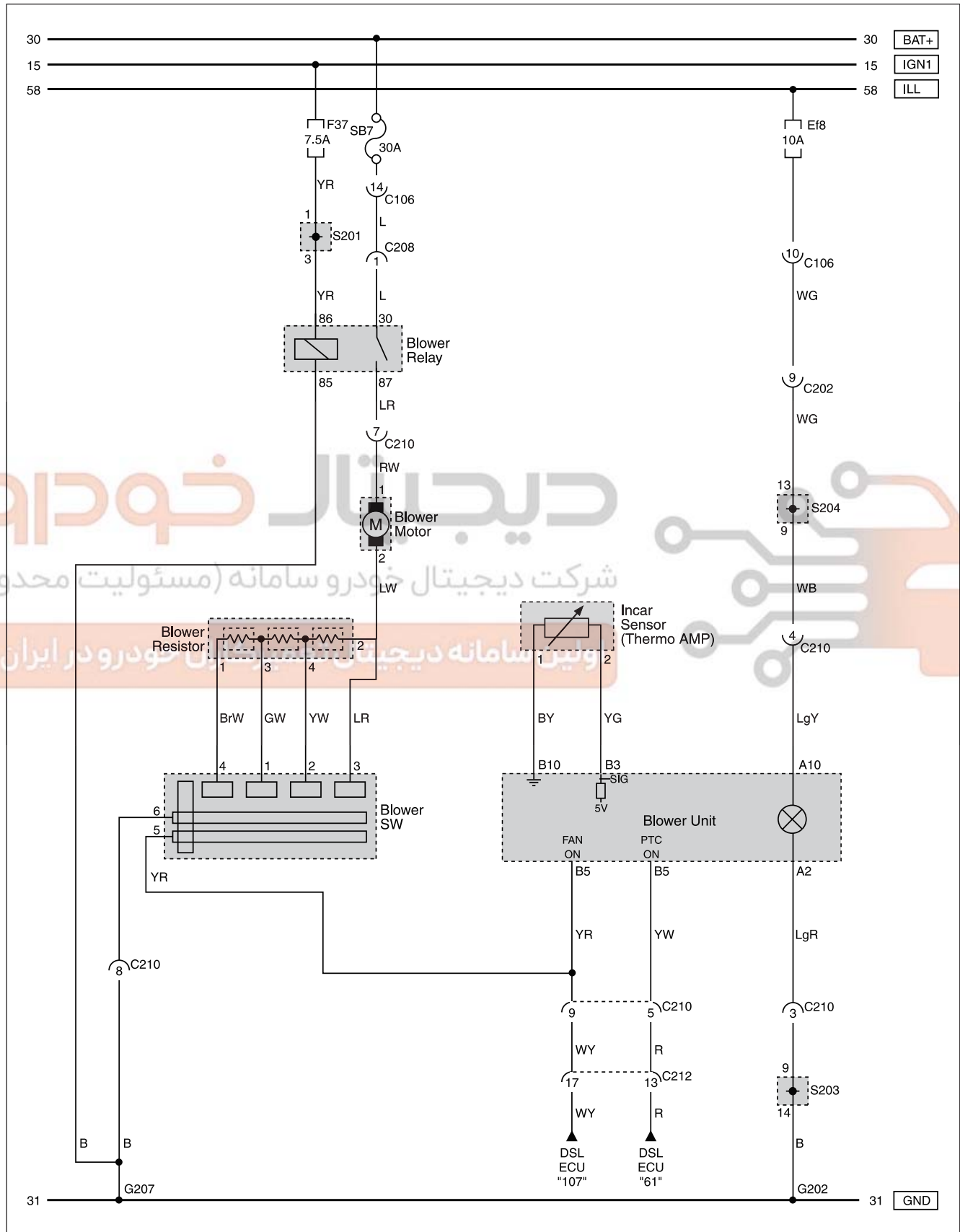
| Connector Number (Pin Number, Color) | Connecting Wiring Harness             | Connector Position                 | Remark   |
|--------------------------------------|---------------------------------------|------------------------------------|----------|
| C103 (16Pin, White)                  | W/H Floor - Eng Room Fuse & Relay Box | Eng Room Fuse & Relay Box          |          |
| C105 (10Pin, White)                  | W/H Floor - Eng Room Fuse & Relay Box | Eng Room Fuse & Relay Box          |          |
| C106 (20Pin, White)                  | W/H Floor - Eng Room Fuse & Relay Box | Eng Room Fuse & Relay Box          |          |
| C107 (12Pin, White)                  | W/H Eng - Eng Room Fuse & Relay Box   | Eng Room Fuse & Relay Box          |          |
| C108 (18Pin, White)                  | W/H Eng - Eng Room Fuse & Relay Box   | Eng Room Fuse & Relay Box          |          |
| C109 (2Pin, Black)                   | W/H Eng - Eng Room Fuse & Relay Box   | Eng Room Fuse & Relay Box          |          |
| C113 (16Pin, Black)                  | W/H Eng - W/H Floor                   | Inside RH Fender PNL               |          |
| C202 (39Pin, Black)                  | W/H Main - W/H Floor                  | Driver Cowl Side C/Holder          |          |
| C206 (39Pin, Black)                  | W/H Main - W/H Floor                  | Upper the Drvier Legroom           | C/Holder |
| C210 (16Pin, White)                  | W/H Main - W/H A/Con                  | Inside the Middle I/P (Right PTC)  |          |
| C212 (20Pin, L/Green)                | W/H Main - W/H Floor                  | Passenger Cowl Side C/Holder       |          |
| C214 (20Pin, Yellow)                 | W/H Main - W/H Floor                  | Passenger Cowl Side C/Holder       |          |
| G102                                 | W/H Eng Room                          | Behind LH Head Lamp                |          |
| G103                                 | W/H Eng Room                          | LH FRT END PNL (LH Head Lamp Side) |          |
| G104                                 | W/H Eng Room                          | Behind RH Head Lamp                |          |
| G207                                 | W/H Main                              | Inner the Passenger Cowl Side PNL  |          |
| S201 (14Pin, Black)                  | W/H Main                              | RH Protector of the Driver Legroom |          |

**B. CONNECTOR IDENTIFICATION SYMBOL & PIN NUMBER POSITION**





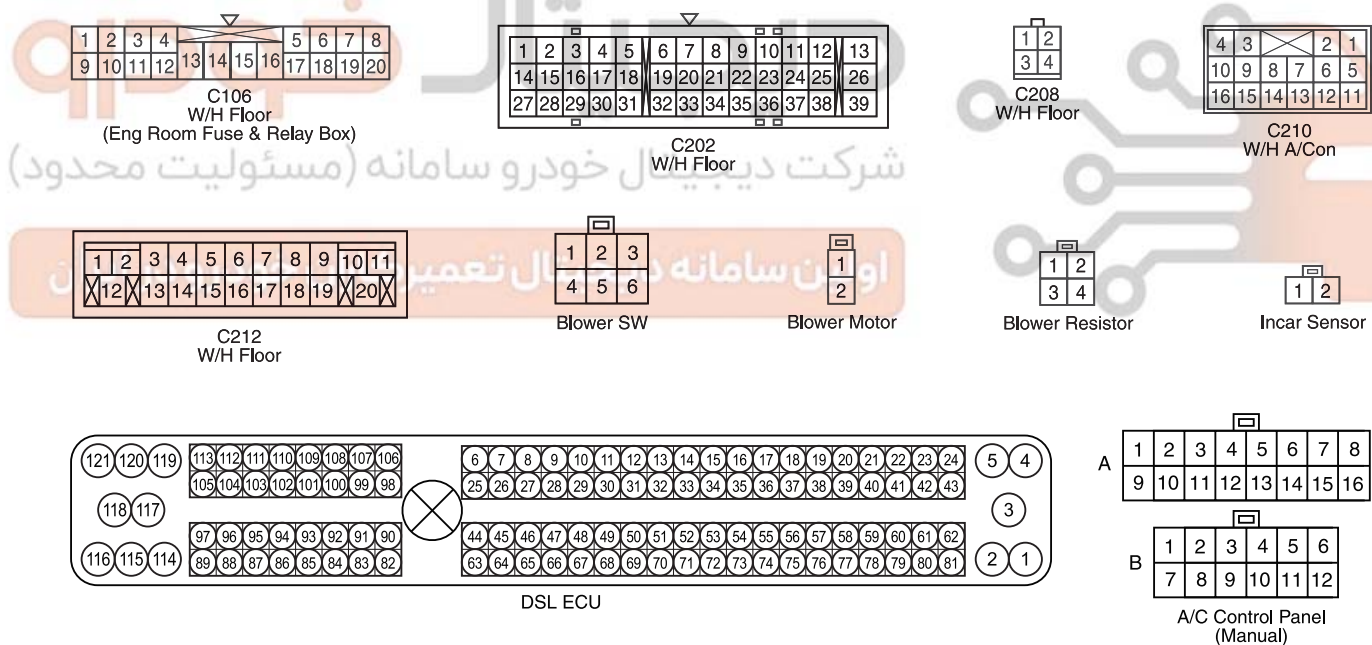
### 2) BLOWER



**A. CONNECTOR INFORMATION**

| Connector Number (Pin Number, Color) | Connecting Wiring Harness             | Connector Position                 | Remark   |
|--------------------------------------|---------------------------------------|------------------------------------|----------|
| C106 (20Pin, White)                  | W/H Floor - Eng Room Fuse & Relay Box | Eng Room Fuse & Relay Box          |          |
| C202 (39Pin, Black)                  | W/H Main - W/H Floor                  | Driver Cowl Side C/Holder          |          |
| C208 (4Pin, Colorless)               | W/H Main - W/H Floor                  | Upper the Driver Legroom           | C/Holder |
| C210 (16Pin, White)                  | W/H Main - W/H A/Con                  | Inside the Middle I/P (Right PTC)  |          |
| C212 (20Pin, L/Green)                | W/H Main - W/H Floor                  | Passenger Cowl Side C/Holder       |          |
| G202                                 | W/H Main                              | Under the Driver "A" Pillar        |          |
| G207                                 | W/H Main                              | Inner the Passenger Cowl Side PNL  |          |
| S201 (14Pin, Black)                  | W/H Main                              | RH Protector of the Driver Legroom |          |
| S203 (14Pin, Black)                  | W/H Main                              | RH Protector of the Driver Legroom | GND      |
| S204 (14Pin, Black)                  | W/H Main                              | RH Protector of the Driver Legroom | ILL      |

**B. CONNECTOR IDENTIFICATION SYMBOL & PIN NUMBER POSITION**



01

02

03

04

05