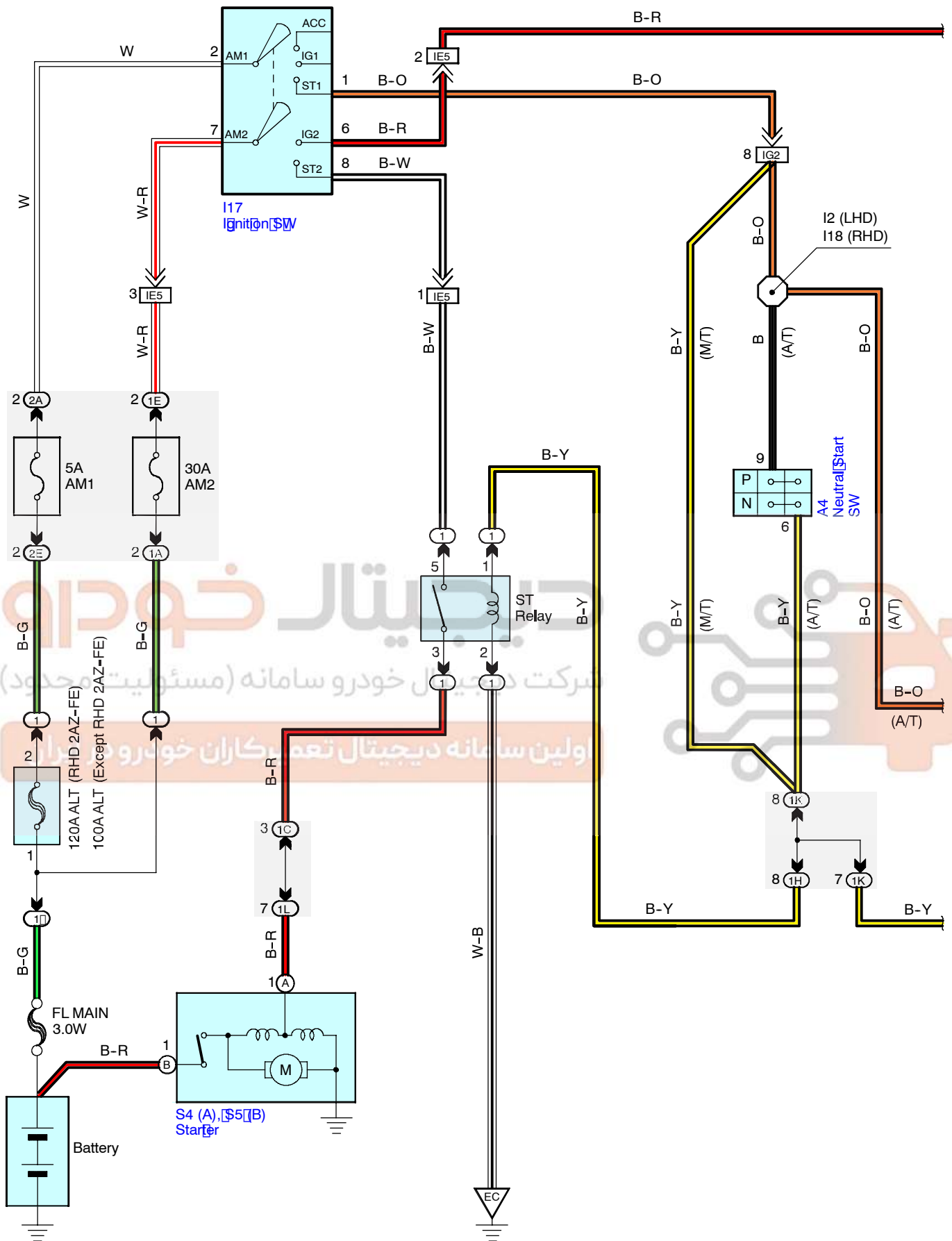
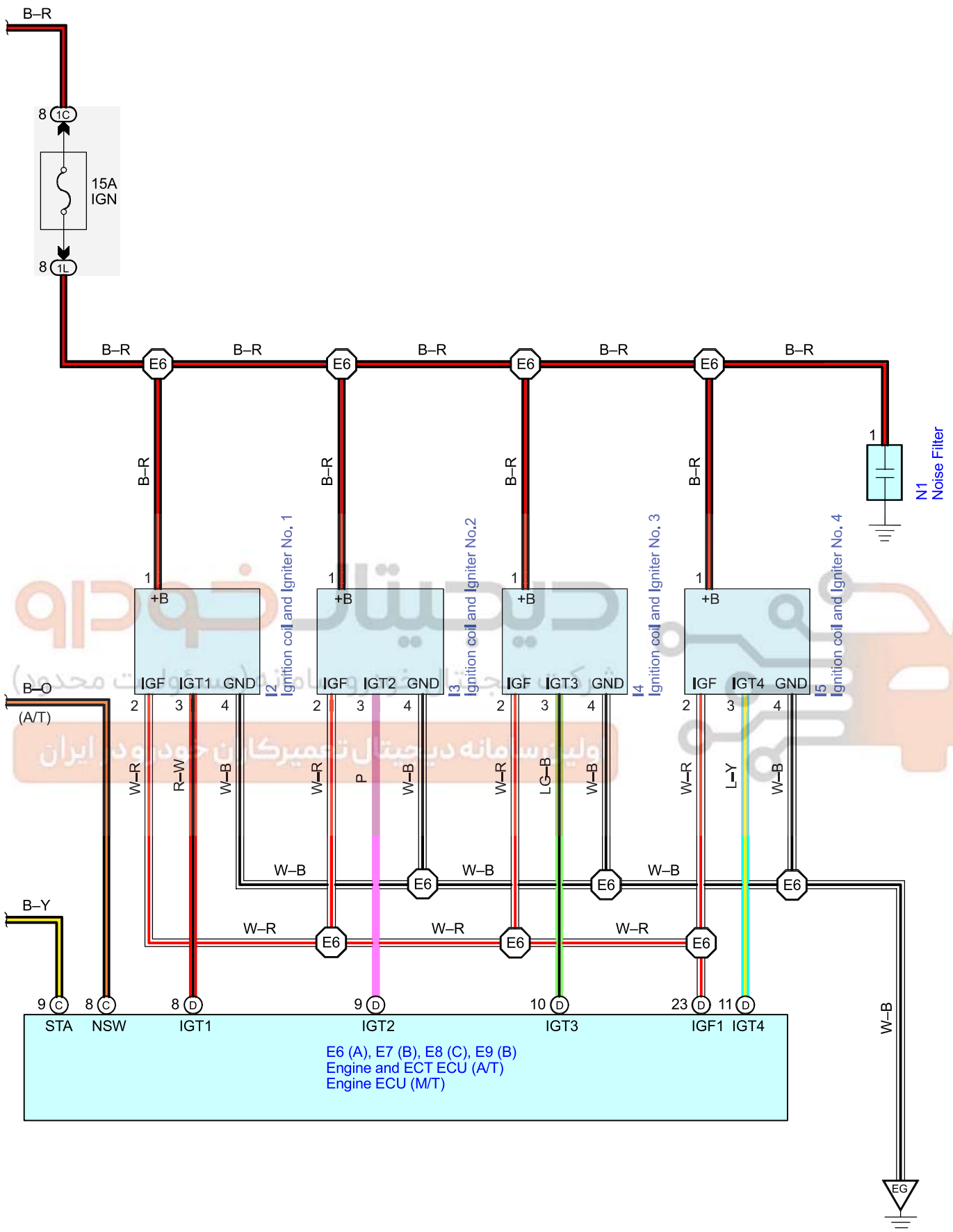


Starting and Ignition (2AZ-FE)

Service Hints





Starting and Ignition (2AZ-FE)

Service Hints

I17 Ignition SW

- 2-1 : Closed with the ignition SW at ST position
 7-6 : Closed with the ignition SW at ON or ST position
 7-8 : Closed with the ignition SW at ST position

A4 Neutral Start SW (A/T)

- 9-6 : Closed with the A/T shift lever in P or N position

S4 (A), S5 (B) Starter

- Point closed with the neutral start SW at P or N position and the ignition SW at ST position (A/T)
 Point closed with the clutch start SW on and the ignition SW at ST position (M/T)

○ : Parts Location

Code	See Page	Code	See Page	Code	See Page	
A4	34 (LHD)	I2	35 (LHD)	N1	A	35 (LHD)
	44 (RHD)		45 (RHD)			45 (RHD)
E6	A	I3	35 (LHD)	S4	A	35 (LHD)
			44 (RHD)			45 (RHD)
E7	B	I4	35 (LHD)	S5	B	35 (LHD)
			44 (RHD)			45 (RHD)
E8	C	I5	35 (LHD)			
			44 (RHD)	45 (RHD)		
E9	B	I17	35 (LHD)			
			44 (RHD)	45 (RHD)		

○ : Relay Blocks

Code	See Page	Relay Blocks (Relay Block Location)
1	22	Engine Room R/B (Engine Compartment Left)

○ : Junction Block and Wire Harness Connector

Code	See Page	Junction Block and Wire Harness (Connector Location)
1A	24	Engine Room Main Wire and Engine Room J/B
1C		
1E		
1H		
1K	24	Engine Wire and Engine Room J/B
1L		
2A	26	Instrument Panel Wire and Driver Side J/B
2E	26	Engine Room Main Wire and Driver Side J/B

□ : Connector Joining Wire Harness and Wire Harness

Code	See Page	Joining Wire Harness and Wire Harness (Connector Location)
IE5	55 (LHD)	Engine Room Main Wire and Instrument Panel Wire (Right Side of Steering Column Tube)
	67 (RHD)	Engine Room Main Wire and Instrument Panel Wire (Left Side of Steering Column Tube)
IG2	58 (LHD)	Engine Room Wire and Instrument Panel Wire (Behind Glove Box)
	70 (RHD)	Engine Room Wire and Instrument Panel Wire (Behind Glove Box)

▽ : **Ground Points**

Code	See Page	Ground Points Location
EC	54 (LHD 2AZ-FE)	Left Fender
	66 (RHD 2AZ-FE)	
EG	54 (LHD 2AZ-FE)	Left Side of Cylinder Head
	66 (RHD 2AZ-FE)	

○ : **Splice Points**

Code	See Page	Wire Harness with Splice Points	Code	See Page	Wire Harness with Splice Points
I2	55 (LHD)	Engine Wire	E6	54 (LHD)	Engine Wire
I18	70 (RHD)			66 (RHD)	

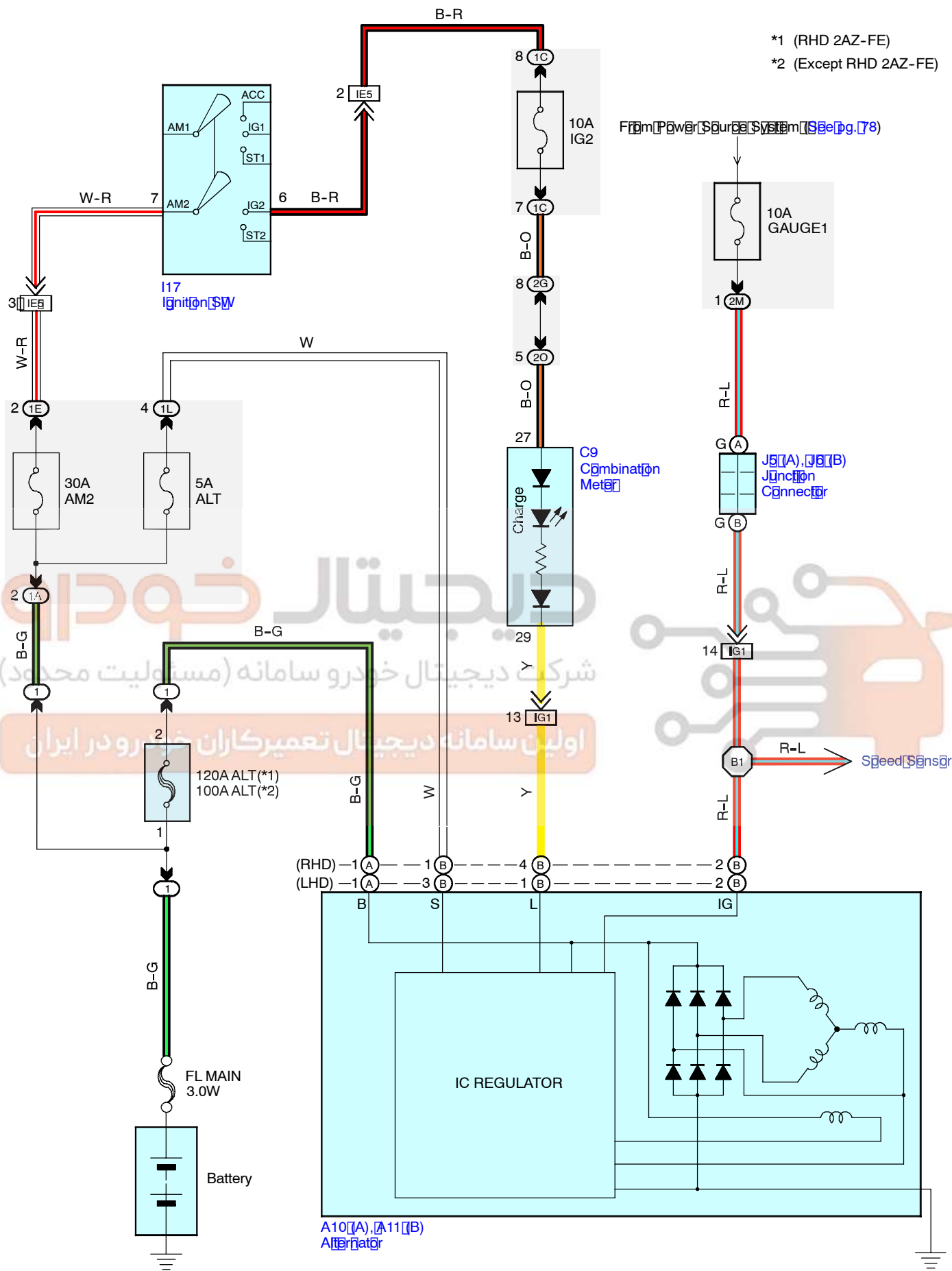
دیجیتال خودرو

شرکت دیجیتال خودرو سامانه (مسئولیت محدود)

اولین سامانه دیجیتال تعمیرکاران خودرو در ایران



Charging



Service Hints

A10 , A11 Alternator

- (B) 1 –Ground : 13.9–15.1 volts with the engine running at 2000 rpm and 25° C (77° F)
13.5–14.3 volts with the engine running at 5000 rpm and 115° C (239° F)
- (B)1 (LHD), 4 (RHD) –Ground : 0–4 volts with the ignition SW at ON position and the engine not running

○ : Parts Location

Code	See Page	Code	See Page	Code	See Page			
A10	A	A11	B	J5	A	32 (LHD 1MZ–FE)	34 (LHD 2AZ–FE)	37 (LHD)
						42 (RHD 1MZ–FE)	44 (RHD 2AZ–FE)	47 (RHD)
		C9	J6	B	34 (LHD 2AZ–FE)	36 (LHD)	37 (LHD)	
					44 (RHD 2AZ–FE)	46 (RHD)	47 (RHD)	
A11	B	I17				32 (LHD 1MZ–FE)	37 (LHD)	
			42 (RHD 1MZ–FE)	47 (RHD)				

○ : Relay Blocks

Code	See Page	Relay Blocks (Relay Block Location)
1	22	Engine Room R/B (Engine Compartment Left)

○ : Junction Block and Wire Harness Connector

Code	See Page	Junction Block and Wire Harness (Connector Location)
1A	24	Engine Room Main Wire and Engine Room J/B
1C		
1E		
1L	24	Engine Wire and Engine Room J/B
2G	26	Engine Room Main Wire and Driver Side J/B
2M	26	Instrument Panel Wire and Driver Side J/B

□ : Connector Joining Wire Harness and Wire Harness

Code	See Page	Joining Wire Harness and Wire Harness (Connector Location)
IE5	55 (LHD)	Engine Room Main Wire and Instrument Panel Wire (Right Side of Steering Column Tube)
	67 (RHD)	Engine Room Main Wire and Instrument Panel Wire (Left Side of Steering Column Tube)
IG1	58 (LHD)	Engine Room Main Wire and Instrument Panel Wire (Behind Glove Box)
	70 (RHD)	Engine Room Main Wire and Instrument Panel Wire (Behind Glove Box)

○ : Splice Points

Code	See Page	Wire Harness with Splice Points
E1	52 (LHD 1MZ–FE)	Engine Wire
	64 (RHD1MZ–FE)	
	54 (LHD 2AZ–FE)	
	66 (RHD 2AZ–FE)	

